

# BTD-110H.R16

## Table-type Horizontal Boring and Milling Machine



Long Nose Spindle

\*Option

Machine Specifications			BTD-110H.R16
Travel	X-axis travel (Cross movement of table)	mm [in]	2 000 [78.8]
	Y-axis travel (Vertical movement of spindle head)	mm [in]	1 500 [60]
	Z-axis travel (Longitudinal movement of table)	mm [in]	1 450 [57.1]
	W-axis travel (Spindle extension)	mm [in]	500 [20]
Table	Table working surface	mm [in]	1 400x1 600 [55.1x60]
	Table loading capacity	kg [lbs]	6 300 [13 860]
Spindle	Spindle diameter	mm [in]	110 [4.3]
	Spindle speed range	min-1	5 to 3 000
Feedrate	Rapid traverse rate	X,Y,Z mm/min [ipm]	12 000 [472.4]
		W mm/min [ipm]	5 000 [196.8]
		B deg/min	720
	Feedrate	mm/min [ipm]	1 to 6 000 [0.04 to 236.2]
Spindle motor	30 min.rating / cont.rating	kW [HP]	AC30/22 [AC40/30]
Accuracy	Positioning	X,Y,Z mm [in]	±0.005 [±0.0002]
	Repeatability	X,Y,Z mm [in]	±0.003 [±0.00012]
Machine size	Height x Width x Depth	mm	3890 x 6371 x 6620
		in	153.1 x 250.8 x 260.6


# Shibaura Machine

755 Greenleaf Avenue | Elk Grove Village, IL 60007 | mt-sales@shibaura-machine.com

## Option Accessories



Angle head

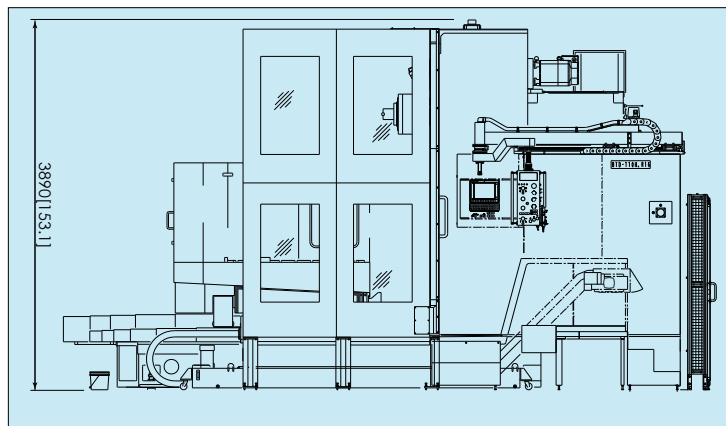
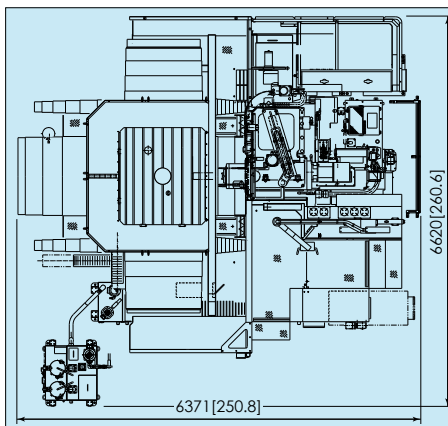


Automatic Measuring



Automatic Tool Length Measuring

## Machine General Views



## Machine Accessories

TOSNUC 999 Control system  
Auto spindle clamp unit  
Spindle cooling unit  
Auto power shut down  
High power spindle drive motor  
Long nose spindle head [Extended 7.87in](OP)  
CTS  
HEIDENHAIN feed back scale X,Y,Z and B

Number of Auto Tool Change : 60  
CAT 50  
Table reference piece  
Table indexing 0.0001deg and locate pin on every 90deg  
Safety cover on operator side and ATC side  
Manual operation box with current position monitor

# Shibaura Machine

755 Greenleaf Avenue | Elk Grove Village, IL 60007 | [mt-sales@shibaura-machine.com](mailto:mt-sales@shibaura-machine.com)  
<https://www.shibaura-machine.com/>